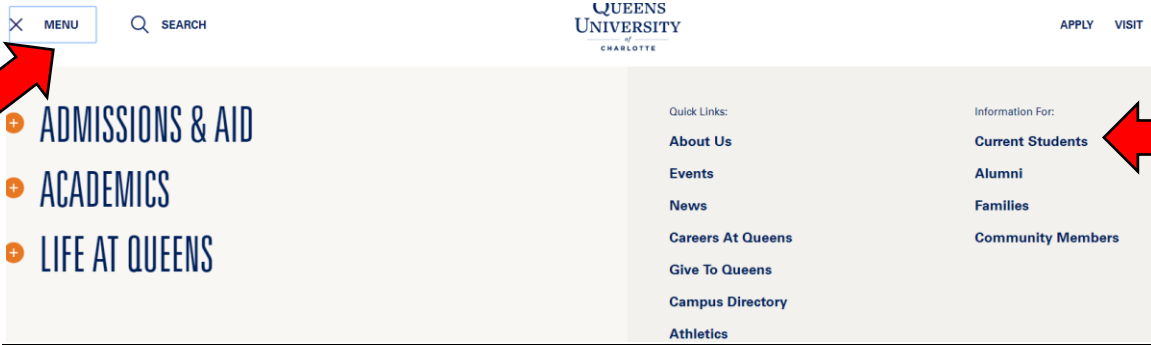


How to Setup a Parent Pin

Go to <http://www.queens.edu/> . Click on Menu -> click on Current Students -> on next page click MyAccount.



FOR CURRENT STUDENTS

Resources for Royals



In the Classroom

Registrar's Office

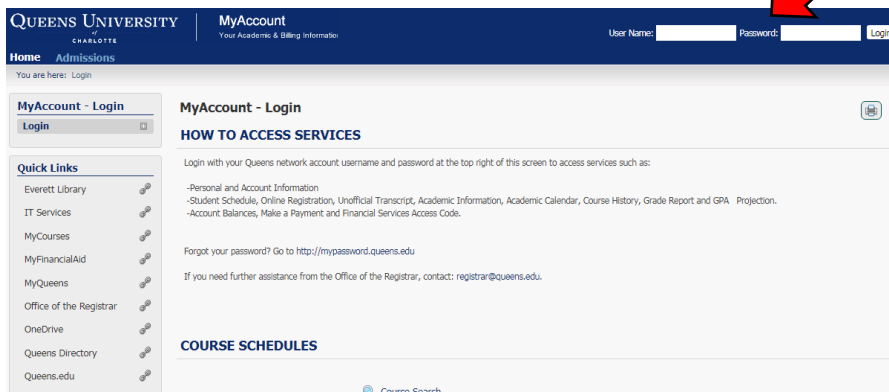
Find the academic calendar, course catalog and academic and exam schedule. You can also learn about transfer credits here.



My Account

Under the students tab, you can sign up for classes, check class schedules and check your GPA. Under student accounts, you can pay for tuition or setup a payment plan. Under residence life, view your room assignment and sign up for housing during the sign-up period. Use your Queens email and password to login.

➤ Log in with your User Name and Password



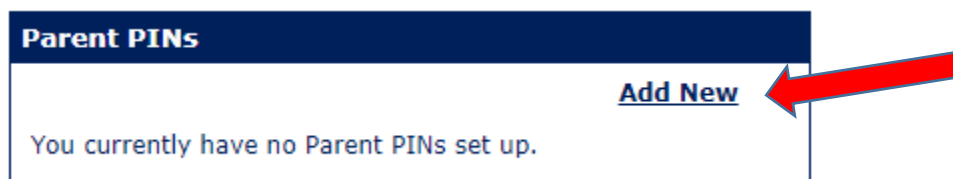
- Click on Student Accounts



- On the right side of screen click on Student Payment & Payment Plan Options



- Go to Parent Pin box. To set up a new PIN click on Add New. If there are any Parent PINs already set up for the student's account it will show under Parent PINs.



- Fill in all the appropriate boxes and click OK. You can choose any PIN. If the PIN is already in use under another student account you will need to use a different PIN.

Parent PIN Information

Parent PIN	<input type="text"/>	**
First Name	<input type="text"/>	**
Last Name	<input type="text"/>	**
Email Address	<input type="text"/>	**
Confirm Email Address	<input type="text"/>	**
Relationship to Student	<input type="text"/>	**
Phone Number	<input type="text"/>	
Address Line 1	<input type="text"/>	
Address Line 2	<input type="text"/>	
City	<input type="text"/>	
State	<input type="text"/>	
Zip	<input type="text"/>	
Add a note to the welcome email (optional)	<input type="text"/>	
Should this person... be allowed to log in?	<input checked="" type="radio"/> Yes <input type="radio"/> No	
<i>A welcome email will be sent to the email address entered above. The email will contain the optional note, login ID, temporary password and a link to access this site.</i>		
<input type="button" value="OK"/> <input type="button" value="Cancel"/>		

Parent uses this link to login:

https://commerce.cashnet.com/cashneti/selfserve/ebilllogin.aspx?client=QUEENS_PROD<=P